



ECONOMIC LINE (ALU / PVC)



FASHION LINE (ALU)



TOP LINE (ALU)



CLASSIC LINE (ALU)



ECONOMIC LINE (ALU / PVC)



NEW LINE EK (ALU/PVC)



BASIC LINE (PVC)



EXTRA LINE (ALU)



CLASSIC LINE (ALU)



FASHION LINE (ALU)



NEW LINE (ALU)



BASIC LINE (PVC)

# ABOUT US

---



Welcome to our new catalogue Veyna 2020/2021, where you can find many great designs of our door panels. Our offer combines years of experience and high quality of products which fit in perfectly with the interior forms of each type. I am deeply convinced that everyone will find something for themselves.

**dr MICHAŁ WEYNA - OWNER**



Company "Veyna" has been producing decorative door panels since 1990. Throughout this time we have become a well-known and loyal partner for many building companies and producers of aluminum and PVC joinery. Modern technological line, based on numerically controlled machines and lasers, allows us to produce high-quality panels of differential design. The quality of products obtained by using German technology as well as materials is confirmed by our five-years warranty. The use of different decorative components such as glass, aluminium, stainless steel, PVC, ABS and HPL is reflected in the high quality of the panels.



The logo for VEYNA is displayed in a bold, yellow, sans-serif font with a black outline. A registered trademark symbol (®) is located to the right of the brand name. The logo is positioned on the top section of a tall, white, rectangular sign.

VEYNA®

wypełnienia  
drzwiowe



100% POLISH CAPITAL

100% GERMAN TECHNOLOGY

# VEYNA DOORS QUALITY

---



The company VEYNA, in collaboration with his partners, have succeeded all the test for security doors RC2 with security glass of class P4. All our panels are gived gratis to pass the tests in the research entities or other control bodies. Security doors RC2 or RC3 enrich our offer and give possibility to buy more solid doors in the producers. They still gard their news and interesting designs. The tests were done for doors in alu.












**We offer 5 years warranty. The panels are produced with components from renowned european companies.**



# TABLE OF CONTENTS

---

Veyna door panels are presented in nine groups due to different technologies used in the process of production:

	Basic Line (PVC)	8 - 19
	Economic Line (ALU/PVC)	20 - 31
	Classic Line (ALU)	32 - 38
	New Line (ALU)	39 - 49
	Top Line (ALU)	50 - 54
	Extra Line (ALU)	55 - 59
	Fashion (ALU)	60 - 62
	Glass Line	63 - 72
	Prestige Line	73 - 91
	Overlay panels	93 - 94
	Special panels	95 - 102
	Sandwich panels	103
	XPS boards	105
	Reinforcements	106
	Knockers and Entries of letters	107 - 108
	Application 3D in stainless steel	109 - 110
	Door handles	111 - 116
	Fingerprint readers	117 - 118
	Decorative ornaments	119 - 126
	Acoustic	127
	Viewfinders	128
	Types of Glazing	129 - 132

## DELIVERY

The company has his own transport across Poland. Professionally packaged goods are shipped to customers just in time. We are proud to say that our delivery service is second to none, fast and reliable, which distinguishes us from the competition on the polish market.

**Attention:** Pictures shown in this catalogue are presented from the outside and are illustrative.



# BASIC LINE (PVC)

# BASIC LINE (PVC)

---

A group of door panels stamped in PVC (white) or in ABS (veneers). ABS is a very resistant material to impacts and highly reflecting UV rays. It has very good thermal insulation properties, and at the same time does not deform when temperatures are changing. Both materials are of high quality and have a long aging period. Suitable for modern and classical constructions. What makes this product the most popular in its series are: competitive price, short realization.

## PARAMETERS:

- standard dimensions: 850 x 2000 x 24/28/36/44 mm;
- there is the possibility of using waterproof plywood reinforcement (a solution recommended especially for dark colors);
- All models are available as standard in 18 different veneers, white color and the white creme 9001, dyed in the mass;
- 13 different glasses: Thermofloat, VSG 3.3.1, Satinato, Chinchila clear, Chinchila bronze, Mastercarre, Masterpoint, Reflex bronze, Delta clear, Delta bronze, Delta Mat, Crepi and Flutes.



# BASIC LINE (PVC)

DOORS PRESENTED FROM THE OUTSIDE

BL-01(2)



BL-01



BL-02(2)



BL-02(2)S



BL-02(8)



BL-02



BL-03(1)



BL-03



# BASIC LINE (PVC)

DOORS PRESENTED FROM THE OUTSIDE

BL-04(1)



BL-04



BL-05(1)



BL-05



BL-07(1)



BL-07(3)



# BASIC LINE (PVC)

DOORS PRESENTED FROM THE OUTSIDE

BL-07



BL-11(1)



BL-11



BL-13(1)



# BASIC LINE (PVC)

DOORS PRESENTED FROM THE OUTSIDE

BL-13



BL-14(1)



BL-14



BL-15(1)



BL-15



BL-17



# BASIC LINE (PVC)

DOORS PRESENTED FROM THE OUTSIDE

BL-17(6)



BL-20(1)



BL-20



BL-25




# BASIC LINE (PVC)

DOORS PRESENTED FROM THE OUTSIDE

---

BL-25(3)



BL-25(1)



# BASIC LINE (PVC)

DOORS PRESENTED FROM THE OUTSIDE

BL-26



BL-27



BL-28(1)



BL-28



BL-29(1)



# BASIC LINE (PVC)

DOORS PRESENTED FROM THE OUTSIDE

## RANGE OF COLORS

Due to the technical stamping, the serie BASIC Line have is own range of colors based on the RENOLIT and hereafter listed. the colors may slightly vary from those RAL and RENOLIT veneer numbers.



White smooth,  
RAL 9016



Light oak,  
nr 2052090-167



Basalt gray,  
nr 701205-167



Golden oak,  
nr 2178001




Dark oak,  
nr 2052 089



Dark red,  
nr 308105-167



Rosewood,  
nr 3202002




White creme,  
nr 1379 05-167



Gray,  
nr 715505-167



Walnut,  
nr 2178 007



Gray anthracite  
with structur,  
nr 7016 05-167



Dark Green,  
nr 612505 - 167



Marsh oak,  
nr 3167 004



Sapeli,  
nr 206 5021




Quartz grey,  
nr 703905-165



Mahagon,  
nr 2097 013



Moss green,  
nr 6005 05-167



White creme,  
RAL 9001  
(dyed in the mass,  
smooth)




Cherry Amaretto,  
nr 436 3043



Rustic oak,  
nr 3149 008

Available glazings page 29-132



# BASIC LINE (PVC)

# BASIC LINE (PVC)





ECONOMIC LINE  
(ALU / PVC)

# ECONOMIC LINE (ALU/PVC)

---



Economic door panels which combine aesthetics, high quality and current trends in modern door design. Competitive prices are also a great advantage. All the glass elements are maintained by stainless steel application. The extraordinary precision is possible to obtain thanks to applying laser treatment technology. To differentiate it from our other models we marked it with letter "A". It is our flagship model which is most popular in Germany and France. Its main advantage is quick realisation time.



## PARAMETERS ALU:

- standard dimensions  
900 x 2000 x 24/28/36/44 mm,
- construction: 1,5/21/1,5  
1,5 mm aluminum sheet  
21,00 mm rigid polyurethane foam  
1,5 mm aluminum sheet.

## PARAMETERS PVC:

- standard dimensions  
900 x 2000 x 24/28/36/44 mm,
- construction: 2,0/20/2,0  
2,0 mm PVC plate  
20,00 mm rigid polyurethane foam  
2,0 mm PVC plate.

# ECONOMIC LINE (ALU/PVC)

DOORS PRESENTED FROM THE OUTSIDE

EK-01(A)



EK-02(A)



EK-02(A) SAND 01



EK-02(A) SAND 02



EK-02(A) SAND 03



EK-02(A) SAND 08



EK-03(A)



EK-04(A)



EK-04(A) SAND 04



EK-04(A) SAND 05



# ECONOMIC LINE (ALU/PVC)

DOORS PRESENTED FROM THE OUTSIDE

EK-04(A) SAND 06



EK-04/6(A)



EK-05(A)



EK-06(A)



EK-07(A)



EK-08(A)



EK-09(A)



EK-10(A)



EK-11(A)




EK-12(A)



# ECONOMIC LINE (ALU/PVC)

DOORS PRESENTED FROM THE OUTSIDE

EK-13(A)



EK-14(A)



EK-15(A)



EK-16(A)



EK-17(A)



EK-18(A)



EK-19(A)



EK-20(A)



EK-21(A)



EK-22(A)



EK-23(A)



EK-24(A)



# ECONOMIC LINE (ALU/PVC)

DOORS PRESENTED FROM THE OUTSIDE

EK-25(A)



EK-26(A)



EK-27(A)



EK-28(A)



EK-29(A)



EK-30(A)



EK-31(A)



EK-32(A)



# ECONOMIC LINE (ALU/PVC)

DOORS PRESENTED FROM THE OUTSIDE

EK-33(A)



EK-34(A)



EK-35(A)



EK-36(A)



EK-37(A)



EK-38(A)



# ECONOMIC LINE (ALU/PVC)

DOORS PRESENTED FROM THE OUTSIDE

EK-39(A)



EK-40(A)



EK-41(A)



EK-42(A)



EK-43(A)



EK-44(A)



EK-45(A)



EK-46(A)




EK-47(A)



EK-48(A)



EK-48(A) SAND 10



EK-49(A)



# ECONOMIC LINE (ALU/PVC)

DOORS PRESENTED FROM THE OUTSIDE

EK-50(A)



EK-50(A) SAND 09



EK-51(A)



EK-51(A) SAND 09



EK-52(A)



EK-53(A)




## RANGE OF COLORS

Above series are available in each and every colour: RAL, decoral and veneers Renolit, Cova or Hornschuch.

The entire range of RAL colours. Paint manufacturer may be chosen according to customers' needs.

## EXAMPLE OF THE MOST POPULAR COLORS



Golden oak, nr 2178001



Anthracit gray smooth,  
nr 701605-083




Winchester, nr 49240

# ECONOMIC LINE (ALU/PVC)

DOORS PRESENTED FROM THE OUTSIDE

## EXAMPLE OF THE MOST POPULAR COLORS



White smooth, RAL 9016



Alux, DB 703 436-1014



Anthracit gray with wood structur,  
nr 701605-167



Walnut, nr 2178007



Natural oak, nr 3118 076




Chocolate Brown, nr 887505-167

Available glazings page 129-132






# STANDARD STAINLESS STEEL APPLICATION



# STAINLESS STEEL FLUSH APPLICATION



ECONOMIC LINE  
(ALU / PVC)



CLASSIC LINE (ALU)

# CLASSIC LINE (ALU)

---

This is a group of extraordinary panels with or without glazing. It is characterized by an additional aluminium frame (extruded especially for company Veyna), which gives a pattern and hold the glass. This technology allows to replace the glass panel any time it should be required. These door panels go perfectly with classic and stylish architecture.



## PARAMETERS:

- standard dimensions: 1000 x 2000 x 24/36/44 mm,
- available thickness: 24, 36 and 44 mm,
- construction: 2,0/20/2,0  
2,0 mm milled aluminium plate  
20,00 mm rigid polystyrene foam  
2,0 mm milled aluminium plate.



# CLASSIC LINE (ALU)

DOORS PRESENTED FROM THE OUTSIDE

CL 1



CL 1-S



CL 2



CL 2-S



CL/F 11



CL/F 11-S



CL/F 12



CL/F 12-S



CL-/K4-S



CL/F4



CL/F4-S



CL/F5



# CLASSIC LINE (ALU)

DOORS PRESENTED FROM THE OUTSIDE

CL/F5-S



CL/F6



CL/F6-S



CL/K6



CL/K6-S



CL/K8



CL/K8-S



CL/DW 8



CL/DW 8-S



CL/DW 9



# CLASSIC LINE (ALU)

DOORS PRESENTED FROM THE OUTSIDE

CL/DW 9-S



CL/DW 10



CL/DW 10-S



CL/MC 3



CL/MC 3-S



CL/F 14



CL/F 14-S



CL/F 15



CL/F 15-S



CL 18-S



CL/F 16



CL/F 16-S



# CLASSIC LINE (ALU)

DOORS PRESENTED FROM THE OUTSIDE



CL/H 19S

CL/F 17



CL/F 17-S



CL/H 18S



CL 16A1



CL 16A2



CL 16A3



## RANGE OF COLORS

The entire range of RAL colors. Paint manufacturer may be chosen according to Customers needs.



Available glazings page 129-132



# CLASSIC LINE (ALU)



NEW LINE (ALU)




NEW LINE (ALU)

# NEW LINE (ALU)

## NEW LINE EK (ALU/PVC)

---



In order to meet the latest trends in architecture, we have designed door panels of modern shapes. New Line with glazed elements and grooves as well as NEW LINE EK without grooves with a possibility to make it in white PVC which can be covered with any colour from RAL palette. Possibility to choose from all range of colours creates huge potential for customers who would like to have individual approach in their households.



### PARAMETERS:

- standard dimensions: 1000 x 2000 x 24/28/36/44 mm,
- construction: 2,0/20/2,0
  - 2,0 mm milled aluminum sheet
  - 20,00 mm rigid polystyrene foam
  - 2,0 mm milled aluminum sheet.



# NEW LINE (ALU)

DOORS PRESENTED FROM THE OUTSIDE

NL 1-S



NL 2-S



NL 3-S



NL 4-S



NL 5-S



NL 6-S



NL 7-S



NL 8-S



NL 9-S



NL 10-S



NL 11-S



NL 12-S



# NEW LINE (ALU)

DOORS PRESENTED FROM THE OUTSIDE

NL 13-S



NL 14-M



NL 15-M



NL 16-M



NL 17-M



NL/F 18



NL/F 19



NL/F 20



NL/F 21



NL/F 22



NL/F 23



NL 24-S



# NEW LINE (ALU)

DOORS PRESENTED FROM THE OUTSIDE

---



NL 25-S



NL 26-S



NL 27-S



NL 28-S



# NEW LINE (ALU)/NEW LINE EK (ALU/PVC)

DOORS PRESENTED FROM THE OUTSIDE

NL 29-S PIASEK




NL 30-S



NL 31-S



NL 32-S



NL 33-S



NL-EK 6



NL-EK 7



NL-EK 8



NL-EK 9



NL-EK 10



NL-EK 11



NL-EK 12



# NEW LINE EK (ALU/PVC)

DOORS PRESENTED FROM THE OUTSIDE



NL-EK 13



NL-EK 14



NL-EK 15



NL-EK 16



# NEW LINE EK (ALU/PVC)

DOORS PRESENTED FROM THE OUTSIDE

NL-EK 17



NL-EK 18



NL-EK 19



NL-EK 20



NL-EK 21



NL-EK 22



NL-EK 23



NL-EK 24



NL-EK 25



NL-EK 26



NL-EK 27



NL-EK 28



# NEW LINE EK (ALU/PVC)

DOORS PRESENTED FROM THE OUTSIDE


NL-EK 29



NL-EK 30



NL-EK 31



NL-EK 32



NL-EK 33



NL-EK 34



NL-EK 35



NL-EK 36



NL-EK 37



NL-EK 38



NL-EK 39



NL-EK 40



# NEW LINE EK (ALU/PVC)

DOORS PRESENTED FROM THE OUTSIDE

NL-EK 41



NL-EK 42



NL-EK 43



NL-EK 44



## RANGE OF COLOURS

The entire range of RAL colours. Paint manufacturer may be chosen according to customer's needs. For some models there is possibility to use veneer Renolit, Cova or Hornschuch.

Available glazings on page 29-132



# TOP LINE (ALU)



# TOP LINE (ALU)

---

Top-line door panels form the most exclusive line of the group. Top-line panels are produced in full version or with glass elements placed in panel with a help of aluminum frames. We use aluminum frames and cut patterns, which enables us to use thicker aluminum sheets. This provides more reinforcement and protection from burglary.



## PARAMETERS:

- standard dimensions: 1000 x 2000 x 24/36/44 mm,
- available thickness: 24, 36 oraz 44 mm,
- construction: 2,0/20/2,0
  - 2,0 mm milled aluminium plate
  - 20,00 mm rigid polystyrene foam
  - 2,0 mm milled aluminium plate.

# TOP LINE (ALU)

DOORS PRESENTED FROM THE OUTSIDE

TL/DW 1



TL/DW 1-S



TL/DW 3



TL/DW 3-S



TL/DW 4



TL/DW 4-S



TL/DW 5



TL/DW 5-S



TL/DW 7



TL/DW 7-S



TL/F 1



TL/F 1-S



# TOP LINE (ALU)

DOORS PRESENTED FROM THE OUTSIDE

TL/F 3-S



TL/F 4-S



TL/K 7



TL/K 7-S



TL/MC 1



TL/MC 1-S



TL/MC 2



TL/MC 2-S



TL/MC 4



TL/MC 4-S



TL/MC 5



TL/MC 5-S



# TOP LINE (ALU)

DOORS PRESENTED FROM THE OUTSIDE

TL/P 10



TL/P 10-S



## RANGE OF COLOURS

The entire range of RAL colours.  
Paint manufacturer may be chosen according to customer's needs.

Available Glazings on page 129-132




EXTRA LINE (ALU)



EXTRA LINE (ALU)

# EXTRA LINE (ALU)

Extra-line panels are manufactured, only on a special request. Thanks to extremely durable structure, Extra-Line panels can be used for producing anti-burglary and bulletproof constructions. Produced only in the solid version, without glass elements. There is a possibility of using aluminium sheets of different thickness (2, 3, or 5 mm). This type of door is specially popular among customers who want to have a company logo or originally milled house number on the door. We are also able to mount any laser cut application from stainless steel should a customer wishes us to do so.



## PARAMETERS:

- standard dimensions:  
1000 x 2000 x 24/28/36/44 mm ALU,
- construction: 3,0/20/1,5  
3,0 mm milled aluminum sheet  
20,00 mm rigid polystyrene foam  
1,5 mm milled aluminum sheet,
- The milling is only on the outside.  
The inside is smooth.



# EXTRA LINE (ALU)

DOORS PRESENTED FROM THE OUTSIDE

EX/1




EX/2



EX/3



EX/4



EX/5



EX/6



EX/7



EX/8



EX-SPECJAL 1



EX-SPECJAL 2



EX-SPECJAL 3



EX-SPECJAL 4



# EXTRA LINE (ALU)

DOORS PRESENTED FROM THE OUTSIDE

---

## EX-SPECJAL 5



### RANGE OF COLORS

The entire range of RAL colours. Paint manufacturer may be chosen according to customers needs.

Available Glazings on page 129-132





FASHION LINE (ALU)

# FASHION LINE (ALU)

---

This is a group with a unique design and modern form. Ideal for customers with sophisticated taste who appreciate originality. We can find a variety of designs of geometric shapes and openwork accents. Very original visual effects may be achieved by combining it with different types of glazing.



## PARAMETERS:

- standard dimensions: 900 x 2000 x 24/28/36/44 mm ALU,
- construction: 2,0/20/2,0  
2,0 mm milled aluminum sheet  
20,00 mm rigid polystyrene foam  
2,0 mm milled aluminum sheet.



# FASHION LINE (ALU)

DOORS PRESENTED FROM THE OUTSIDE

FL-1



FL-2



FL-3



FL-4



FL-5



FL-6



FL-7



FL-8



## RANGE OF COLOURS

The entire range of RAL colors. Paint manufacturer may be chosen according to customer needs.

Available glazings on page 129-132





GLASS LINE



# GLASS LINE

# GLASS LINE

---

This is an exclusive series of original, full glass fillings for demanding customers where digital printing is applied directly on the glass. In our offer we have many different digital printing projects from which you choose your own. Glass Line is characterized by unique design, long life, good properties thermal insulation and gives the door structure strength and stability.

For the most demanding customers, we also offer the opportunity to create your own project in order to have a unique tailor-made product.

## PARAMETERS:

- standard dimensions: 900 x 2000 x 24/28/32/36 mm,
- maximal dimensions of the panels: 1300 x 2200 mm,
- Glazing composition: 44.2/warm frame/43.1TF  
(Security glass 44.2 with printing/warm edge spacer/security glass with thermofloat),
- Panels weight depends of the chosen size: 75 to 120kg.



# GLASS LINE

DOORS PRESENTED FROM THE OUTSIDE

GL-01



GL-02



GL-03



# GLASS LINE

DOORS PRESENTED FROM THE OUTSIDE

GL-04



GL-05



GL-06



GL-07



GL-08



GL-09



# GLASS LINE

DOORS PRESENTED FROM THE OUTSIDE

GL-10



GL-11




GL-12



GL-13



GL-14



GL-15



# GLASS LINE


DOORS PRESENTED FROM THE OUTSIDE

---

GL-16



GL-17



GL-18



GL-19



GL-20



GL-21




# GLASS LINE

DOORS PRESENTED FROM THE OUTSIDE

GL-22



GL-23



GL-24



GL-25



# GLASS LINE





# GLASS LINE



PRESTIGE LINE

# PRESTIGE LINE



# PRESTIGE LINE

---

Here is an offer for people who live with their times. Simple lines, an original design and fashionable decorative elements give a modern look to suit your tastes. Doors equipped with these overlay panels gain in uniqueness. Entrance facades attract attention - they are elegant and timeless. PRESTIGE Line panels provide an excellent combination of insulation and aesthetics. Their thicknesses are adapted to the most popular profile systems, such as:

**ALUPROF, ALIPLAST, PONZIO, ALURON, YAWAL, SO EASY (BLYWEERT), REYNAERS, SCHÜCO HEROAL, CORTIZO.**

**Warning:** there is the possibility to have those panels in infill form (individual price).

## PARAMETERS:

- maximum dimensions cover by the warranty 1250 x 2500 mm;
- Construction of the overlay panel:
  - external coating made of 5754 / H 22 aluminum sheet with a thickness of 3 mm,
  - expansion joint with a thickness of 5 mm,
  - XPS rigid extruded polystyrene foam,
  - internal coating made of 5754 / H 22 aluminum sheet with a thickness of 2 mm;
- the overall thickness of the panels in the case of overlay panels two sides adapts to the frame profile of the doors;
- the standard thickness for overlay panels one side is 44 to 65 mm. Other thicknesses on request;
- in the case of overlay panel one side: the triple glazing has a coefficient of thermal transmission  $U_g$  0.7 W/m<sup>2</sup> K; the panel has a thermal insulation coefficient starting from 0.9 W/m<sup>2</sup> K;
- in the case of overlay panel two side: the quadruple glazing has a thermal transmission coefficient  $U_g$  0.5 W/m<sup>2</sup> K; the panel has a thermal insulation coefficient from 0.6 W/m<sup>2</sup> K.

# PRESTIGE LINE

DOORS PRESENTED FROM THE OUTSIDE

PL-01



PL-02



PL-03



PL-04



PL-05



PL-06



# PRESTIGE LINE

DOORS PRESENTED FROM THE OUTSIDE

---



# PRESTIGE LINE

DOORS PRESENTED FROM THE OUTSIDE

PL-07



PL-08



PL-09



PL-10



PL-11



PL-12



# PRESTIGE LINE

DOORS PRESENTED FROM THE OUTSIDE

---



# PRESTIGE LINE


DOORS PRESENTED FROM THE OUTSIDE



PL-13



PL-14



PL-15



PL-16



# PRESTIGE LINE

DOORS PRESENTED FROM THE OUTSIDE


PL-17



PL-18



PL-19




# PRESTIGE LINE

DOORS PRESENTED FROM THE OUTSIDE

PL-20



PL-21



PL-22



PL-23



# PRESTIGE LINE

DOORS PRESENTED FROM THE OUTSIDE

---



PL-24



PL-25



PL-26




PL-27



# PRESTIGE LINE

DOORS PRESENTED FROM THE OUTSIDE

---



# PRESTIGE LINE

DOORS PRESENTED FROM THE OUTSIDE

---



PL-28



PL-29



PL-30




PL-31



# PRESTIGE LINE

DOORS PRESENTED FROM THE OUTSIDE

---



# PRESTIGE LINE

DOORS PRESENTED FROM THE OUTSIDE

---



# PRESTIGE LINE

DOORS PRESENTED FROM THE OUTSIDE


PL-32



PL-33




PL-34



PL-35






PRESTIGE LINE

# PRESTIGE LINE

DOORS PRESENTED FROM THE OUTSIDE

---





# PRESTIGE LINE





SPECIAL PANELS



OVERLAY PANELS



ENTRIES OF LETTERS



FINGERPRINT READERS



SANDWICH PANELS



XPS BOARDS



VIEWFINDERS



ACOUSTIC



DOOR HANDLES



APPLICATION 3D



DECORATIVE ORNAMENTS



KNOCKERS

# REST OF THE OFFER

# OVERLAY PANELS

---

The company "Veyna" introduced not only infill panels but also overlay ones to meet the expectations of the demanding door filling market.

The offer refers to following series: Economic-Line (Alu), New-Line (Alu), New-Line EK (ALU), Extra-Line (ALU), Fashion-Line (ALU).

The models of Classic-Line and Top – Line are just proposed with one side overlay and with thickness 24, 36 and 44mm. Overlays without any patterns so called "sandwich" can also be produced. The doors with an overlay are aesthetic (frame of the sash door is invisible) and modern. With all confidence we can say that we have the best prices on the polish market. Thickness of overlay panels is adapted to the most popular profil system as:



**ALUPROF, ALIPLAST, PONZIO, ALURON, YAWAL, BLYWEERT-SO EASY, REYNAERS,  
SCHÜCO, HEROAL, CORTIZO.**



# OVERLAY PANELS

SKETCHES OF OVERLAY PANELS ONE AND TWO SIDES AND INFILL PANEL.



INFILL

OVERLAY ONE SIDE

OVERLAY TWO SIDE



We created legible and clear instructions, for those who are interested to do the montage themselves. We can provide formation and training to filling assembly installation. There is of course a possibility for every customer to use our support and advice with first ordered overlay.



SPECIAL PANELS

# SPECIAL PANELS

---

## PARAMETERS:

- BL-02(4)ST, BL-05(1)ST, BL-07(3)ST: standard dimensions 430 x 2000 x 24/28/36/44 mm
- BL-X1: standard dimensions 1020 x 880 x 24/28/36/44 mm
- NL/EK-41ST, NL/EK-19ST, NL/EK-16ST, EK-16(A)ST, EK-03(A)ST: standard dimensions 500 x 2000 x 24/28/36/44 mm.

**THE OFFER IS INTENDED, FOR EXAMPLE, FOR SIDE FIXINGS AND PARTIAL DOOR FILLINGS.**



# SPECIAL PANELS

---

BL-02(4)ST



BL-05(1)ST



BL-07(3)ST



BL-X1





NL/EK-41ST

NL/EK-19ST

NL/EK-16ST

EK-16(A)ST

EK-03(A)ST









# SPECIAL PANELS

# SPECIAL PANELS





# SANDWICH PANELS XPS BOARDS

# SANDWICH PANELS

---

## PARAMETERS OF SANDWICH PANELS:

- Core of the foamed polystyrene XPS;
- Any cladding: Aluminium with all the range of colors RAL, facing white PVC, HPL with any veneer RENOLIT, COVA or HORNSCHUCH;
- Standard dimensions: 2000 x 900 x 24 mm;
- Possibility of other thicknesses or dimensions as desired;
- Possibility to use an acoustic reinforcement to 38 dB;
- Possibility to apply reinforcement of aluminum plate;
- Use in the door, partition walls, etc.



Using the best components and having all approvals and certifications we give a five-years warranty on the panels, what makes us outstanding in the market. Plates with standard properties are produced within one day. We are the only company in Poland producing plates in white "Salamander" type, which is dedicated to contractors working on this system.



# XPS BOARDS

---

## PARAMETERS OF XPS BOARD WITH ADHESIVE FILM ON BOTH SIDES:

- Extruded polystyrene foam (XPS);
- XPS coated both sides with a special adhesive film;
- adhesive surfaces protected with silicone paper;
- Standard dimensions: 3000 x 1000 mm with thickness 6, 8, 13, 17, 20, 21, 24, 32, 34, 36, 40, 66 and 70 mm;
- Possibility of other thicknesses or dimensions as desired;
- Possibility to use an acoustic reinforcement to 38 dB;
- Possibility to apply reinforcement of aluminum plate;
- Use in the door, partition walls, etc.



## ADVANTAGES OF XPS INSULATION BOARDS

- Excellent resistance to moisture;
- High resistance to rot and corrosion;
- Perfectly controlled compression strength;
- Ability to maintain permanent isolation;
- Improved closed cell structure and lack of voids in extruded polystyrene (XPS) results in excellent resistance to moisture penetration.

# REINFORCEMENTS

---

It is possible for an additional charge to strengthen our panels. We use aluminium plate. They increase the stiffness of the filling (especially recommended for PVC), acoustic performance and security. In standard we propose a 2 mm thick plate but there is possibility to ask thicker plate.



# KNOCKERS

---

Knockers are a classical and fonctionnable decoration adapted to every models and not only the traditional. Montage need a additional reinforcement.

LION  
BRASS



LION  
PATINA



# KNOCKERS

---

AMPHORA  
SATIN



AMPHORA  
BRASS



AMPHORA  
PATINA



# ENTRIES OF LETTERS BOX

---



We offer entries of letters box in aluminium in three colors: silver, white and gold. We propose the assembly of these entries in every models of our offers. You can assemble it yourself by following the instructions given in the box. Letterpads are designed for doors with thickness ranging from 36 to 70 mm.

## APPLICATION 3D IN STAINLESS STEEL

---

3D convex elements are solid elements welded to the INOX application. Our decorations are characterized by exemplary workmanship and a modern shape that gives the door an extraordinary look. Thanks to such stainless steel properties as durability and nobility, we guarantee full customer satisfaction with purchased fillings. We can use them in models EK-04 (A), EK-04/6 (A), EK-17 (A), EK-18 (A), EK-02 (A), EK-44 (A), EK -45 (A), EK-51 (A). At the client's request, we can create individual projects within the proposed shapes (place for welding 3D applications, as well as the number of elements).



# APPLICATION 3D IN STAINLESS STEEL

---





OFFER OF HANDLES IN  
STAINLESS STEEL

# HANDLES IN STAINLESS STEEL

---

VP-10



Ø30 mm, one side,  
matt stainless steel,  
straight fixation

VP-11



Ø30 mm, one side,  
matt stainless steel,  
fixation with angle 45°

VP-12



Ø40 mm, one side,  
matt stainless steel,  
round and inclined  
handle

VP-13



40 mm x 20 mm,  
one side, matt  
stainless steel,  
straight square  
handle

VP-14



40 mm x 20 mm,  
one side,  
matt stainless steel,  
straight handle,  
fixation 45°

VP-15



40 mm x 20 mm,  
one side, matt  
stainless steel,  
straight handle,  
straight fixation

# HANDLES IN STAINLESS STEEL

---

VP-16



Ø30 mm, one side,  
matt stainless steel,  
tubular handle

VP-17



Ø30 mm, one side,  
matt stainless steel,  
tubular handle

VP-18D



Ø30 mm, one side,  
matt stainless  
steel/wood,  
fixation 45°

VP-19D



Ø30 mm, one side,  
matt stainless  
steel/wood,  
straight fixation



# HANDLES IN STAINLESS STEEL

---

VP-20



Ø30 mm, one side,  
matt stainless steel,  
straight fixation

VP-21



40 mm x 10 mm,  
one side, matt  
stainless steel,  
straight fixation

VP-22



100 mm x 5 mm,  
one side,  
matt stainless steel



# HANDLES IN STAINLESS STEEL

---

VP-23



100 mm x 5 mm,  
one side,  
matt stainless steel

VP-24



550 mm x 155 mm,  
matt stainless steel,  
pocket handle

VP-25



185 mm x 1400 mm,  
matt stainless steel,  
pocket handle

**Warning:** All recessed (pocket) pull handles can be installed in panels from **36 mm** thickness and more, except the VP-29, where the minimum thickness is **60 mm**.



# HANDLES IN STAINLESS STEEL

---

VP-26



200 mm x 200 mm,  
matt stainless steel,  
pocket handle

VP-27



200 mm x 250 mm,  
matt stainless steel,  
pocket handle

VP-28



200 mm x 200 mm,  
matt stainless steel,  
pocket handle



VP-29



Embossed pocket handle,  
width 61 mm, matt stainless  
steel or aluminium painted  
with a RAL you choose

# FINGERPRINT READER

---

The reader kit includes:

- Reader - included: fingerprint scanner, ekey home CP IN plus control panel, AA cabling, B cabling (connects the panel with the power supply),
- Ekey C cable,
- Power Supply.



# FINGERPRINT READER

---

The reader can be mounted anywhere on the door panel or on the door sash. On special orders, with individual price, it is possible to mount the reader in our selected handles: **VP-10, VP-11, VP-14, VP-15, VP-22, VP-23.**





# DECORATIVE ORNAMENTS

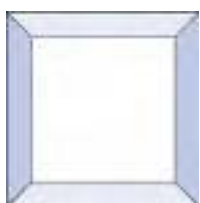
# DECORATIVE ORNAMENTS

---

We offer two different sets of decorative ornaments. Their advantage is the possibility to use them in all our panels. It opens a lot of combination. Ornaments give character, elegance and individualism to the entrance doors. They can be placed without application and in all our glasses except: Delta bronze, Delta matt, Cathedral, Flutes and Altdeutsch clear. We invite you to project your own arrangement with the use of our example and inspiration.

## little sets

DB 020  
102 x 102 mm




DB 026  
25 x 203 mm



DB 066  
25 x 127 mm



DB 255  
19 x 76 mm



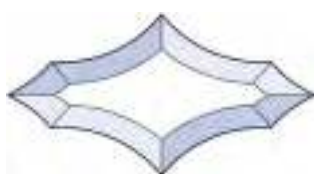
DB 264  
25 x 305 mm



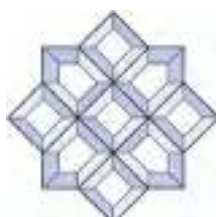
DB 257  
19 x 152 mm



DB 106  
145 x 75 mm



DB 109  
161 x 161 mm



DB 267  
192 x 130 mm



# DECORATIVE ORNAMENTS

---

DB 269  
136 x 190 mm



DB 229  
80 x 80 mm



DB 034  
144 x 144 mm



## middle sets

DB 069  
262 x 190 mm



DB 145  
144 x 265 mm



DB 149  
285 x 144 mm



# DECORATIVE ORNAMENTS

---

DB 161  
126 x 126mm



DB 163  
346 x 197mm



DB 242  
120 x 120mm




DB 249  
265 x 155 mm



DB 347  
212 x 217 mm



DB 110  
72 x 100 mm





DB 111  
42 x 100 mm



DB 112  
70 x 100 mm



DB 113  
72 x 103 mm



DB 114  
80 x 100 mm



DB 115  
73 x 100 mm



DB 116  
77 x 100 mm



# DECORATIVE ORNAMENTS

---

DB 117  
77 x 100 mm



DB 118  
73 x 100 mm



DB 119  
77 x 100 mm



big sets

DB 246  
125 x 830 mm



DB 243  
334 x 806 mm



# DECORATIVE ORNAMENTS

---

DB 298  
283 x 519 mm



DB 299  
283 x 519 mm



DB 184  
277 x 153 mm



DB 240  
109 x 385 mm



DB 316  
112 x 610 mm



DB 314  
74 x 640 mm





# ACOUSTIC

---

This offer is dedicated to customers who fill the door or partition with improved noise immunity with parameters:


- 38 dB: these solutions are used in sandwich panels and other series models without glazing.

The minimum thickness needed to use this option is 40 mm;

- 43 dB: these solutions are used in sandwich panels and other series models without glazing.

The maximum size of panel is 2000 x 1000 mm, the thickness: HOL and PVC 32/36/44 mm, ALU 31/35/43 mm;

“Veyna” company has already implemented many of this special orders in offices, theatres and hospitals.



# VIEWFINDERS

---

Viewfinders can be integrated into a panel with a thickness between 24 and 40 mm.



**chrome silver  
viewfinder**



**chrome gold  
viewfinder**

## ELECTRONIC VIEWFINDER

Viewfinders with high resolution 4.0 HD, suitable for panels of thickness 42 to 72 mm



**Silver electronic  
iewfinder**



**Gold electronic  
viewfinder**

# TYPES OF GLAZING

---


Company "Veyna" has in its offer a wide spectrum of ornaments which are most popular on the European market. Glass produced at Pilkington is a high quality product that guarantees best design. It is obviously possible to use any other kind of ornament and glass type however longer realisation time should be allowed for. It is possible to use extra decorative mullions between the glass, safety or heat protection glass.



**silvit clear**



**cathedral clear**



**kura bronze**



**madera clear**



**master carre**



**master ligne**



**master ray**



**chinchilla**



**satinato**

Rest of the glazing on [www.veyna.pl](http://www.veyna.pl)

## SAND GLASS

Sandblasting glass is the process whereby a specialized abrasive surface treatment of glass is applied leading to the removal of the top layer which results in visible tarnishing. The use of this technology gives a very delicate and subtle results. Sandblasting glass allows you to create any patterns that decorate the surface in a unique way. In addition to the designs shown below individually designs can be made on request.



### THE ABOVE DESIGNS OF SANDBLASTED DOOR GLASSES ARE DEDICATED TO THE FOLLOWING MODELS:

EK-02(A)/ EK-44(A) / EK-45(A): SAND 01, SAND 02, SAND 03, SAND 08

EK-04(A) and EK-04/6(A): SAND 04, SAND 05, SAND 06

EK-05(A) and EK-15(A): SAND 07

EK-50(A) and EK-51(A): SAND 09

### EXAMPLE OF REALIZATION





## STAINED GLASS WINDOWS – BEWEL SERIES, DECORGLAS, FUSING, TIFFANY

Stained glass windows are impressive door decorations. Their brightness and colour create a unique atmosphere and “magic light”. The doors decorated with stained glass undergo spectacular visual change, both in stylized and modern constructions.

Stained glass being a decorative element has also a huge range of utility functions to perform such as protecting from unwanted views, protecting against strong sunlight and providing privacy. Used in the door it may assume a function of a painted picture, a simple geometry or intricate arabesques, and may also contain heraldic elements or a company logo.

**... our offer contain seventeen different glazing. You can find them in [www.veyna.pl](http://www.veyna.pl)**





CUTTING IN  
STAINLESS STEEL,  
ALUMINIUM  
AND BLACK  
METAL SHEET

WORKING  
TABLE SIZES:  
1500 x 3000 mm

CUTTING  
ENTRUSTED  
MATERIAL  
OR MATERIAL OF  
VEYNA COMPANY

9

300A

CENTRUM LASEROWE.PL

126

81

3

380



**5 new colors in optic  
BRASS, SILVER and GOLD**



**As well as  
RUST and MARBLE CONCRETE**



**COLORS AVAILABLE IN MOST MODELS**



[WWW.KONFIGURATOR.VEYNA.PL](http://WWW.KONFIGURATOR.VEYNA.PL)

Intelligent configurator for:  
PROJECT | PRICE | ORDER



[WWW.VEYNA.PL](http://WWW.VEYNA.PL)

Welcome to our website, where it is waiting for you even more information. We particularly recommend Visualizer - a tool with which You easily adapt your door panel to Your house.



Wider range of door panels and galleries of realization on the website [www.veyna.pl](http://www.veyna.pl)



## LOCATION

„VEYNA” - Weyna i S-ka Spółka Jawna  
ul. Szubińska 14, 87-100 Toruń,  
tel. / fax. +48 56 621 99 27/28  
e-mail: [veyna@veyna.pl](mailto:veyna@veyna.pl)  
[www.veyna.pl](http://www.veyna.pl)



**POLISH LEADER IN DOOR PANELS**



**VEYNA**<sup>®</sup>  
Door panels



„VEYNA” - Weyna i S-ka Spółka Jawna  
ul. Szubińska 14, 87-100 Toruń, tel. / fax +48 56 621 99 27/28  
e-mail: [veyna@veyna.pl](mailto:veyna@veyna.pl)  
[www.veyna.pl](http://www.veyna.pl)